







PASSE O LÁPIS DE COR EM CADA CAMINHO:



Trace the dotted line from the monkey to the banana.



NOME: _____


DATA: _____

www.mestredosaber.com.br

COORDENAÇÃO MOTORA

O MACAQUINHO ESTÁ LOUCO PARA PEGAR AS BANANAS. VAMOS AJUDÁ-LO.



COLE PAPEL PICADINHO OU BOLINHAS NO PONTILHADO.



Name _____


SAFARI CUTTING PRACTICE

Directions: Help the safari animals find their way home. Cut along the dotted lines to make a path for each of them.




Monkey Cutting Practice

Carefully cut along the dotted lines.



Cutting Practice



Name _____

Hungry Monkey Tracing



Directions: Trace the lines. Color the pictures.

